

Set up your online account in three easy steps

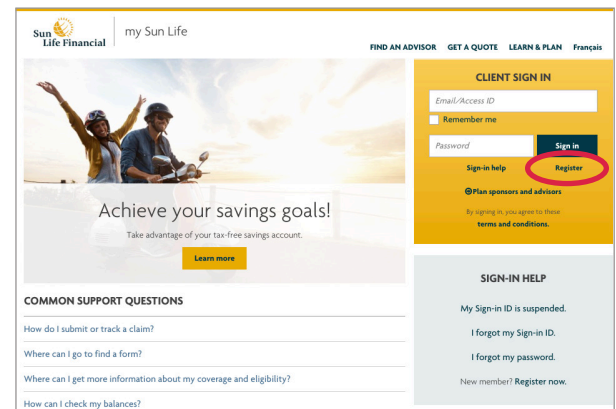


mySunLife.ca and the **my Sun Life mobile app** give you access to the online tools you need to manage your workplace savings plan.

To register, visit **mysunlife.ca** and select **Register**. Then follow these steps:

- 1 Fill out the online form.
- 2 Check your email for your temporary registration code.
- 3 Enter your temporary registration code and select **Verify**.

Your code expires after 48 hours and is only available if we have your email address on file.





If we don't have your email address on file, you can also register using the last three digits of your Social Insurance Number (SIN) and your account number. You can find your account number on your welcome letter or your statement.

Another way to register is through **Verified.Me**. It automatically verifies your identity using your online banking information. Note that this is only available on mobile. More information is available at **mysunlife.ca/verifiedme**.

We can also mail you a temporary registration code. Once you get it, sign in using the email address and the password you provided to complete your registration.

We can help

-  **Go mobile:** Don't forget to download the **my Sun Life mobile app** from the Apple App Store or Google Play. You can check your balances and see how your funds are doing.
-  Visit **mysunlife.ca** for tools, articles and videos. Sign in and select **Chat live now** to get live support.

